



VANGUARD
ENERGY CORPORATION

1
VNGE



VANGUARD
ENERGY CORPORATION
OTCQX: VNGE

February 2013

An East Texas Oil Producer

This presentation has been prepared by the company and includes information from other sources believed by management to be reliable. No representation or warranty, express or implied, is made as to the accuracy or completeness of any of the information set forth herein. This presentation may contain summaries of the terms of certain documents and agreements, but reference is made to the actual documents and agreements for the complete information contained herein. The information contained herein is as of the date hereof and is subject to change, completion or amendment without notice.

This presentation contains statements, estimates and projections with respect to the anticipated future performance of the company that may be deemed to be “forward-looking statements.” These statements, estimates and projections reflect various assumptions made by the company concerning anticipated results, which may or may not prove to be correct. All statements contained in the presentation that address operating performance, future direction, management and control of company, events or developments that are expected to occur in the future (including statements related to earnings, expectations, sales of assets, capital expenditures, or statements expressing general optimism about future operating results) are forward-looking statements. Actual results could differ materially from those reflected in the forward-looking statements contained herein as a result of a variety of factors, many of which are beyond the company’s control.

The Company is in the development stage and to date has generated limited revenue. In the future the Company may not be profitable and the securities offered by the Company may, ultimately, have little value. At the present time, there is no market for the Company’s common stock or any other securities of the Company.

This is not an offering of securities. Any such offer must be accompanied by an Offering document.

- Headquartered in Houston, Texas
- OTCQX: VNGE
- Stock price: \$0.76(as of 1/23/13)
- Shares Issued: 12,742,000
- Average Daily Volume: 10,000
- 52 week hi/low: \$1.10/0.60
- Market cap: \$9.6 million (as of 1/23/13)
- PV-10: \$43.4 million as of 12/30/12
- Inside Ownership: 40%

Founded November 2010

Financings

- December 2010 \$3.4 raised million private placement of convertible debt
- February 2011 raised \$1.5 million through private placement of equity
- December 2011 raised \$4.8 million IPO
- August 2012 raised \$5.2 million private placement of convertible debt

Operations

- November 2010 acquired initial lease at Batson Dome, completed first well in January 2011
- June 2011 acquired an additional 200 acres in core area of Batson Dome
- January 2012 completed 5th well, acquired 70 additional acres in Batson
- July 2012 acquired 45 acres in Daisetta Field near Batson Dome
- January 2013 completed 13th well at Batson Dome

Experienced, proven management team includes:

R. Gerald Bailey, PhD

Chairman of the Board of Directors

Former President - Exxon, Arabian Gulf

Warren M. Dillard

President, CEO, Director

Former President - Enercor, Inc.

Former Senior VP/CFO - Pepperdine University

MBA - Harvard Business School

Rick A. Wilber

Director, Private Investor

Director - Ultimate Software Group, Inc. (ULTI) - \$2.6B Market Cap

Director - Synergy Resources (SYRG) - \$145M Market Cap

John Barton

Director

Investment Banker

Four decades experience in venture capital for energy companies

Michael Fraim, PhD

Consulting Petroleum Engineer

3 Degrees – Texas A & M University – Adjunct Professor

World Class – Enhanced Oil Recovery

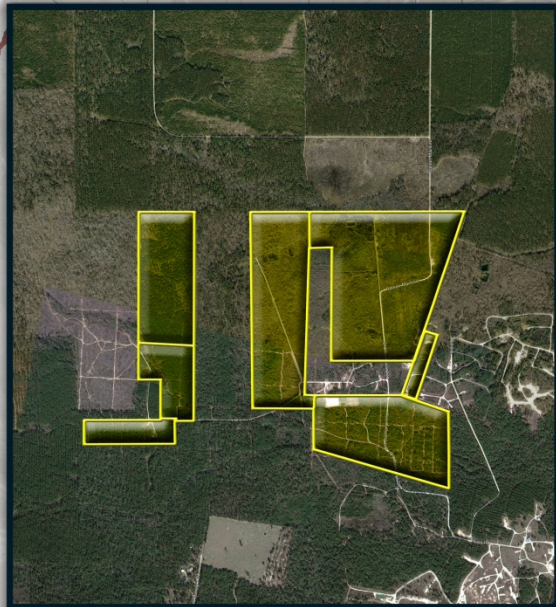
Bryant Mook

Consulting Geologist and Petroleum Engineer

Advisor for 5 Oil & Gas Corporations

Over 35 years experience focusing on East Texas oil reserves

- Focus on hydrocarbon rich region of southeast Texas
- Low risk established fields with significant amounts of oil in place
- Apply best practices in conventional vertical development drilling
- Batson Salt Dome Field has produced 67 million barrels
- Estimated approximately 70 million barrels oil remain
- Un-tapped potential in deeper off-salt dome formations



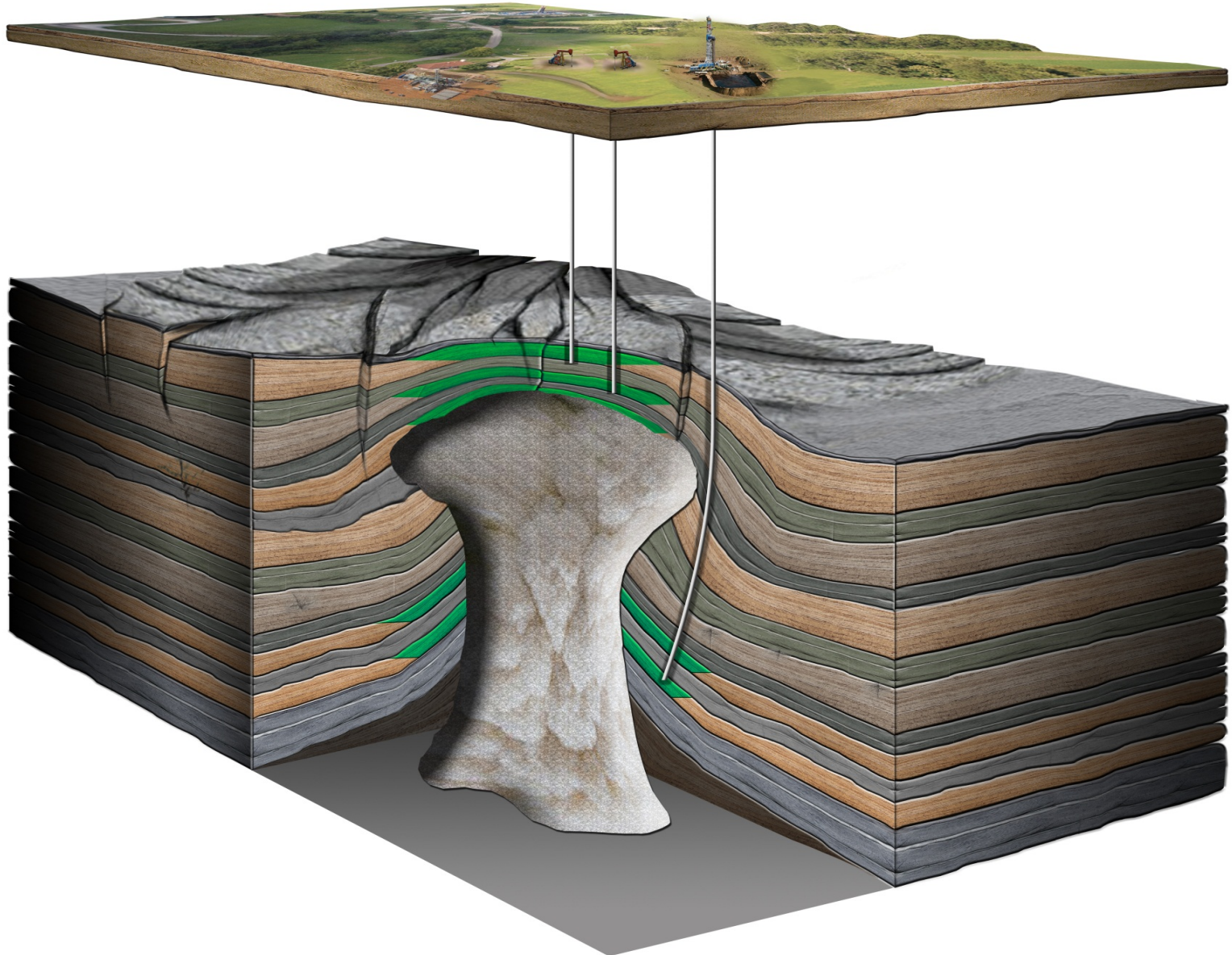
- Salt dome structure first drilled in 1903
- Has produced 67 million barrels of oil
- Light sweet crude, premium pricing
- 90-100% working interest, 63-75% NRI
- No well spacing limits
- Estimated 70 million barrels of oil remaining in shallow formations

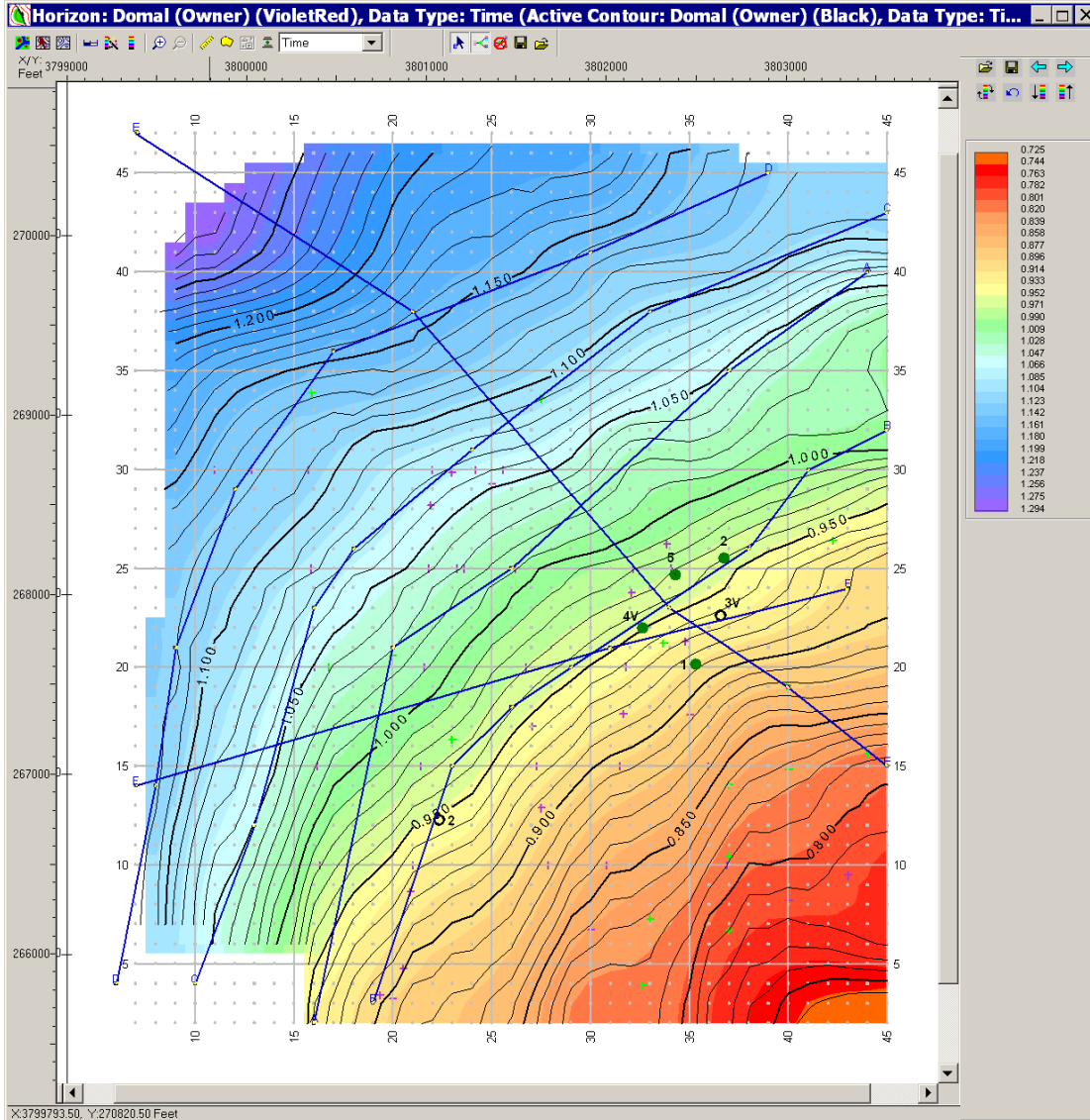


VANGUARD
ENERGY CORPORATION

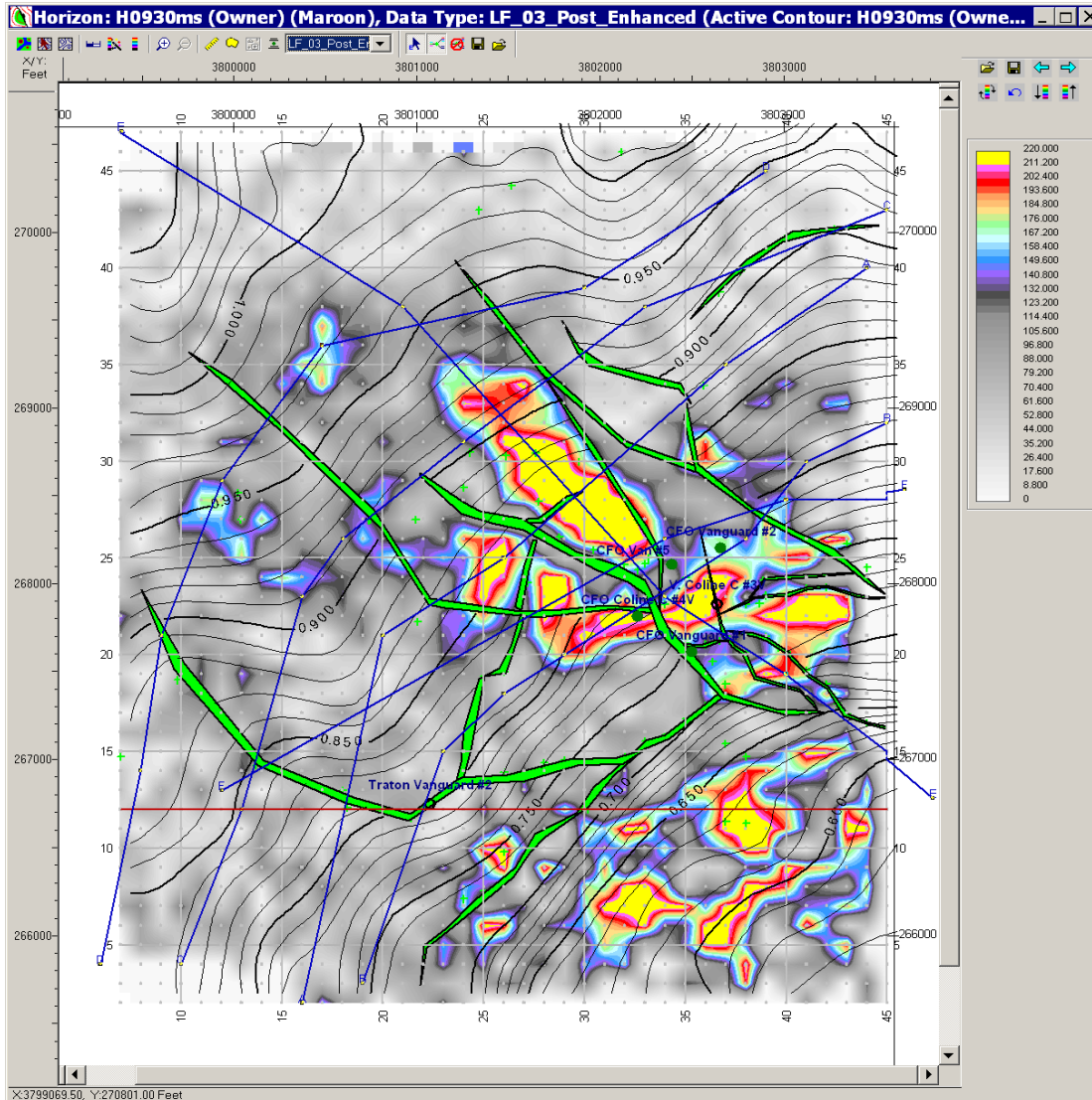
Batson Salt Dome

10
VNGE





Time-Structure Map
Top Domal Horizon ~ 4000 feet
at 1.000 sec



“Leadfinder03”
[Reflection Strength & Frequency
Attenuation Multi-Attribute]
H0930ms Horizon

Cost to drill and complete each well:	\$600,000 to \$1 million
Estimated Ultimate Recovery	50,000 barrels per well
Payback period:	12 – 18 months
Future Gross revenues	\$4,000,000
F&D Costs	<\$15 per barrel
IRR	80%

(1) Drilling costs, production numbers, revenue totals and potential future reserve figures are company estimates only. All of these figures are subject to substantial change and there is no guarantee that any wells will be commercially productive.



VANGUARD
ENERGY CORPORATION

Liberty County

14
VNGE



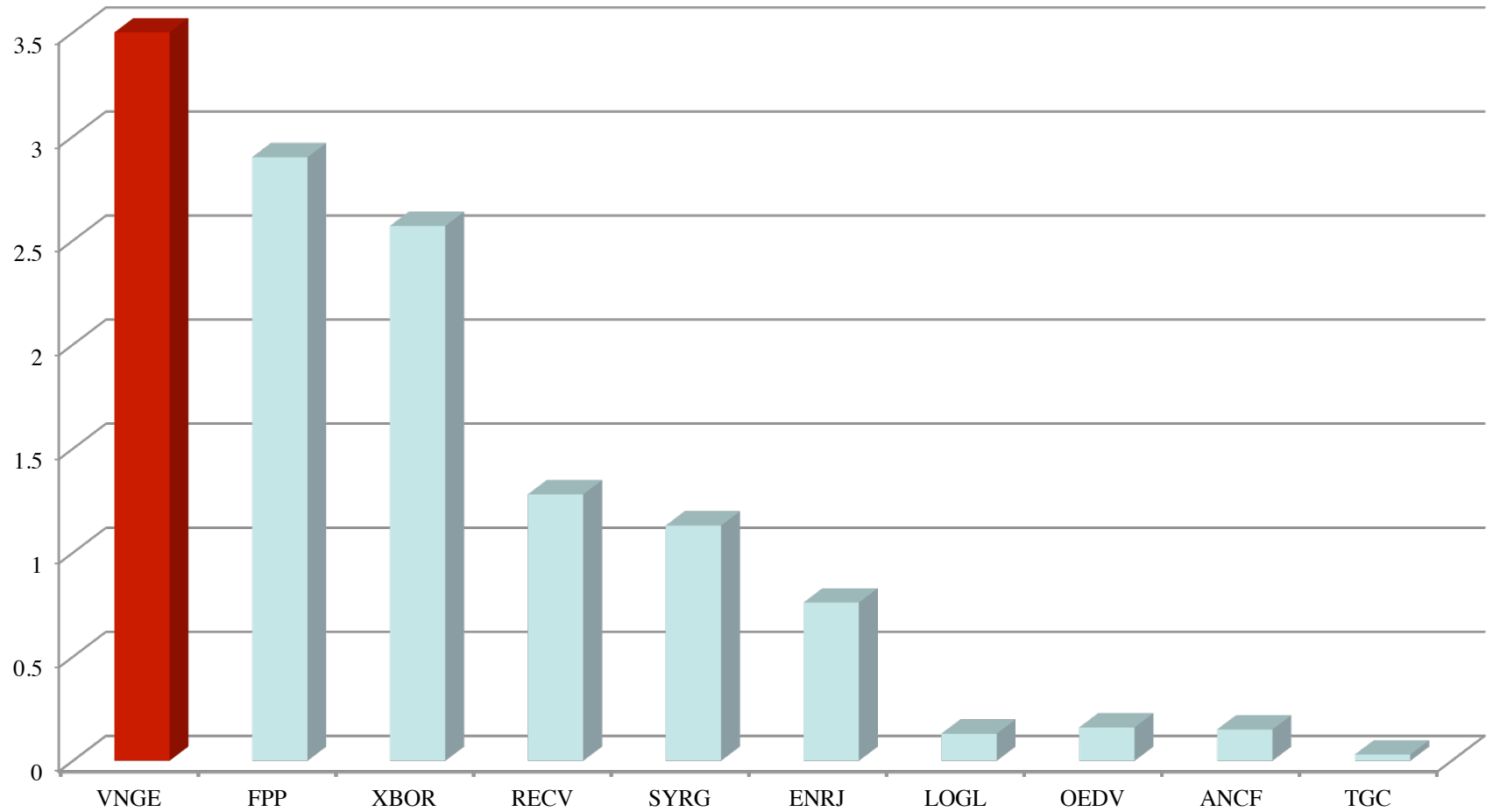
CORPORATE
MONTAGE
Houston • Wixom • Paris • Sydney

Digital cartography and graphics by Corporate Montage Houston : 713-266-1522

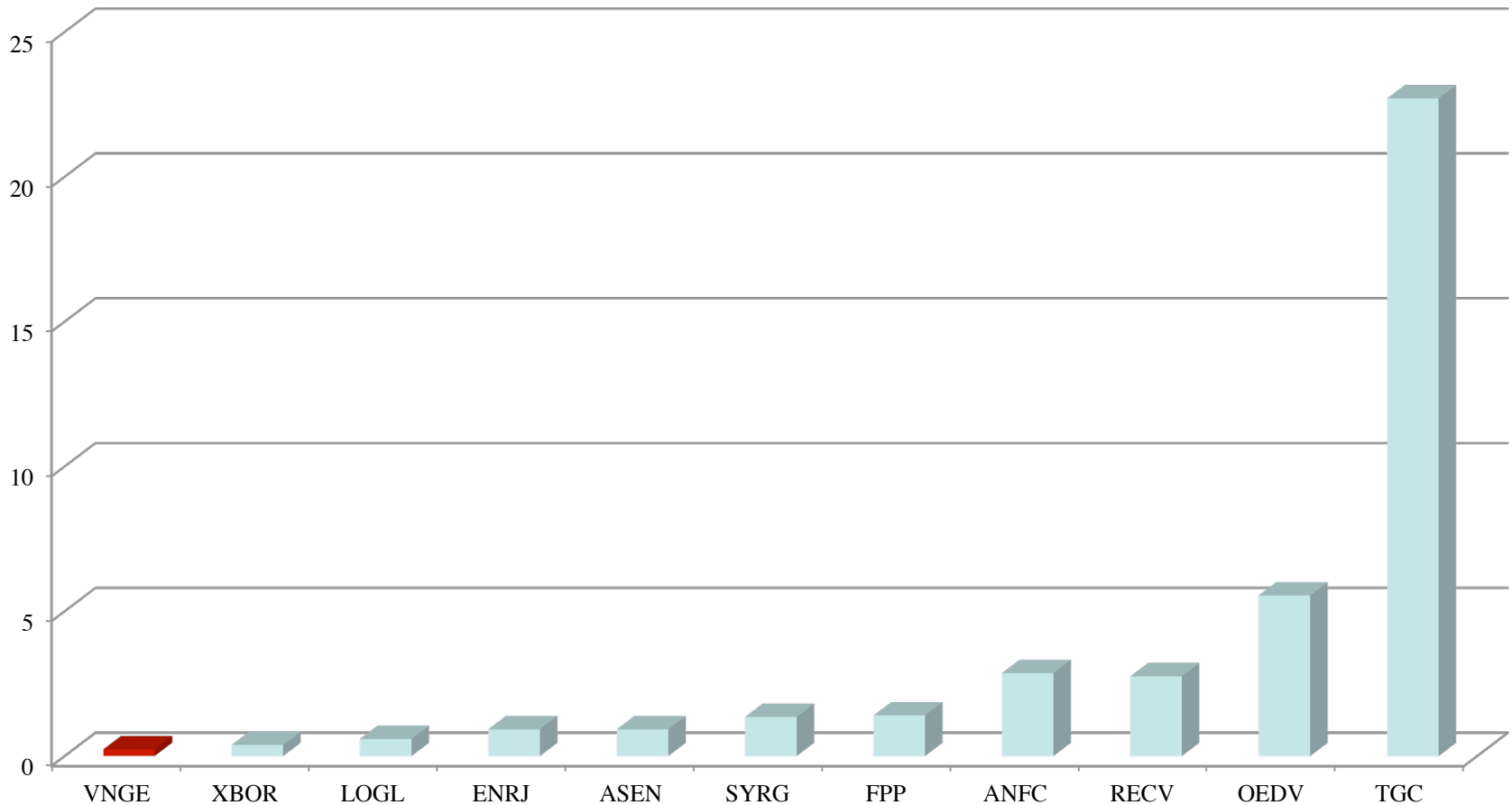
- New wells, approximately 50 drilling locations identified to date on existing acreage at Batson Dome
- New reserves, new production, increased cash flow
- Foothold in new core area at Daisetta Field (in Liberty County), ample opportunity for additional acreage acquisitions as we did at Batson Dome

- Vanguard trading at $<0.33 \times$ PV-10 versus peer group average of $2.9 \times$ PV-10
- Vanguard trading at \$13.22 per barrel of proved reserves versus peer group average of \$62.70

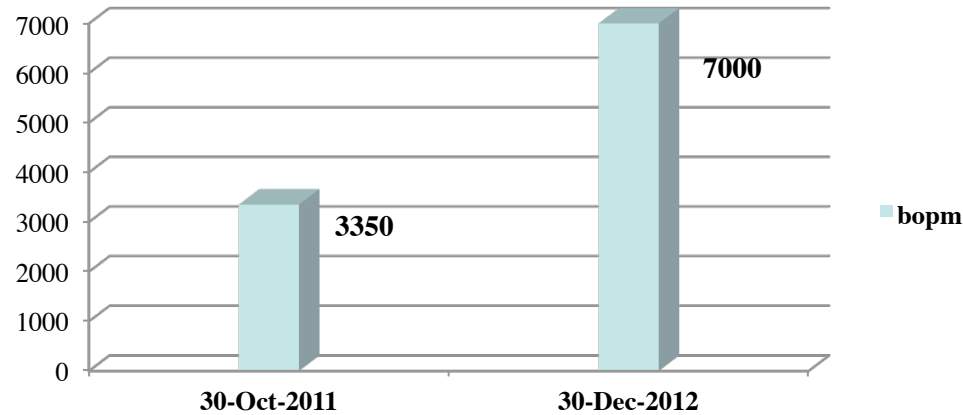
PV-10/share



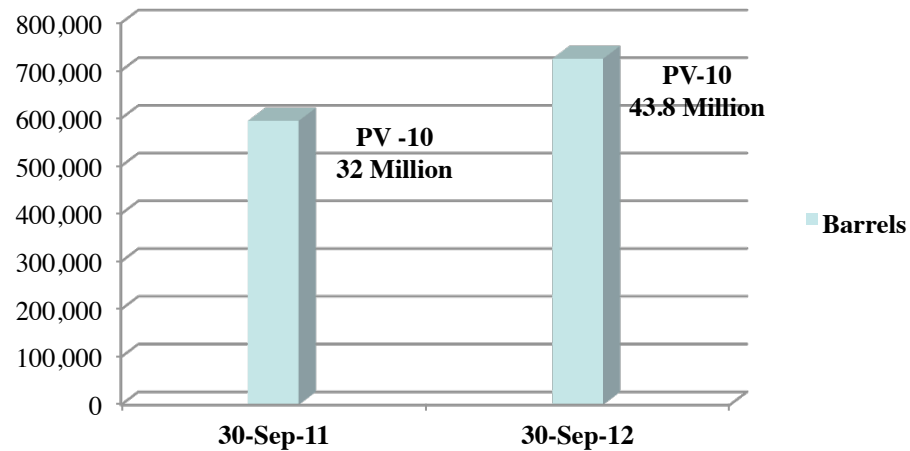
Market Cap/PV-10

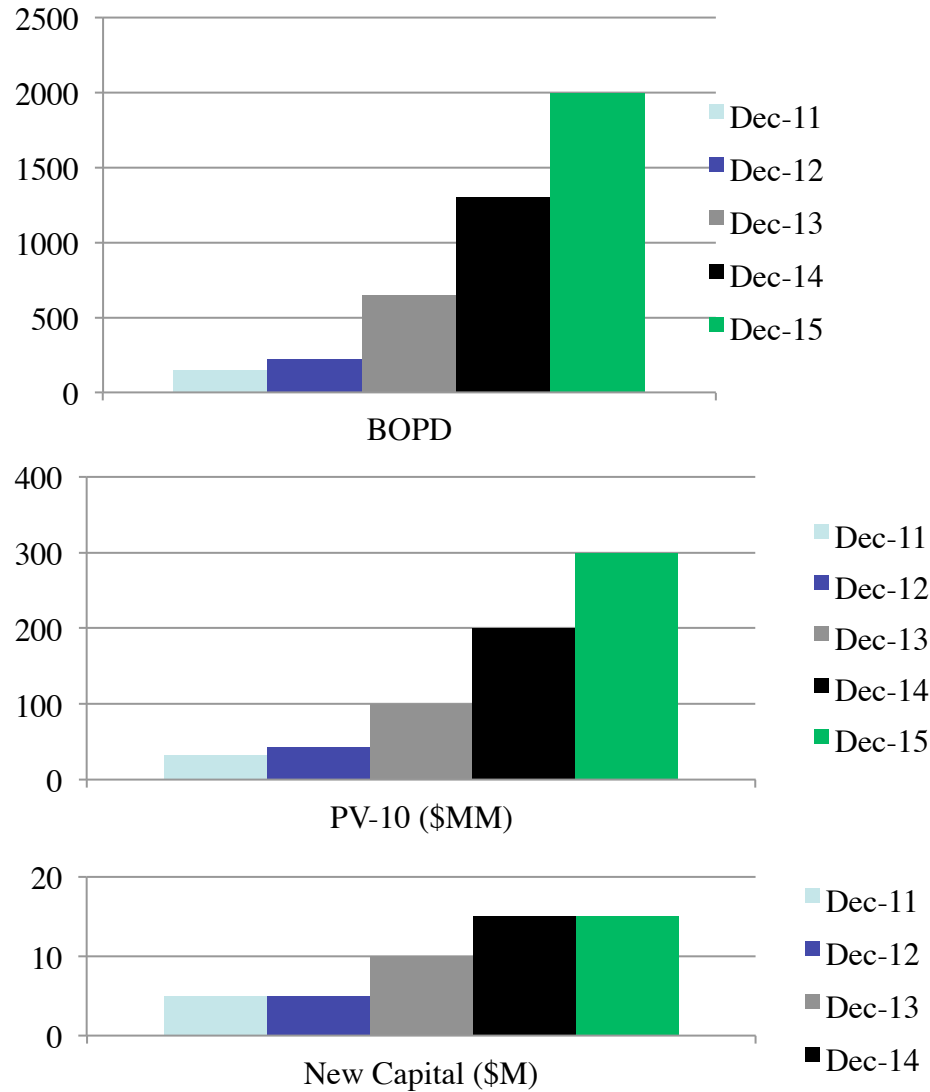


Vanguard Production Growth



Vanguard Reserves Growth





- Continue developmental drilling program at Batson Dome
- Expand acreage position at Batson Dome
- Begin developmental drilling program in Liberty County
- Expand acreage position in Liberty County
- Acquire acreage in other southeast Texas core areas

- Substantial increases in free cash flow and reserve growth over the next 18 months
- Use cash flow to sustain drilling program
- Low cost structure with
 - minimal G&A;
 - manageable F&D costs;
 - low lease operating costs;
 - creating maximum revenue per barrel
- Privately negotiated, reasonable priced acquisitions are immediately accretive to Vanguard shareholders



OTCQX: **VNGE**

Class A Warrants: **VNGEW**

www.VanguardEnergyCorp.com

1330 Post Oak Boulevard, Suite 1600

Houston, Texas 77056

(713) 627-2500